

## How to Create an Animoto Video in 10 Easy Steps

Animoto is a website that allows you to upload your images and compile them into videos with music.



- **Step 1 – Create an Account**

- Click on Education at the bottom of the page or go to <http://animoto.com/education> and register.
- Educators can apply for a free Animoto Plus account for use in the classroom.



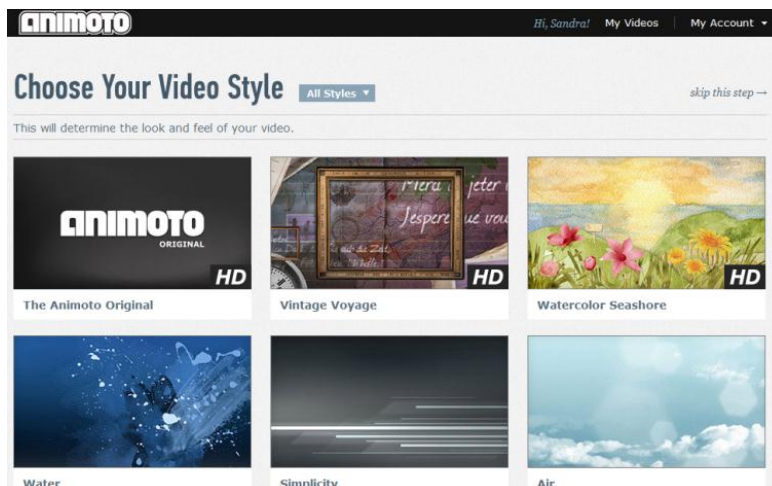
- **Step 2 – Get Started**



- Click
- You will be prompted to download Adobe Flash Player 11 if you do not have it.

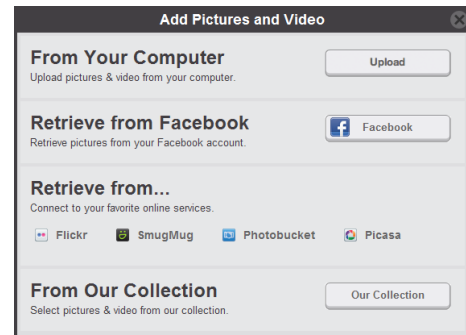
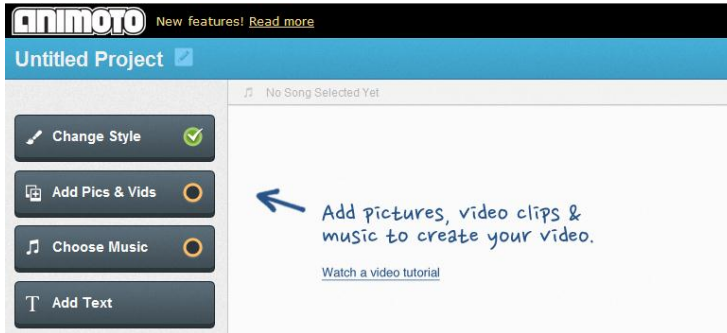
- **Step 3 – Pick a Video Style**

- If you change your mind, you can always change the style later.



- **Step 4 -- Add Pics & Vids**

- These can be photos, family pictures or videos that are stored on your computer.
- You can also use images from an existing Animoto collection or retrieve them from online sources.
- Drag pictures to sort their order.

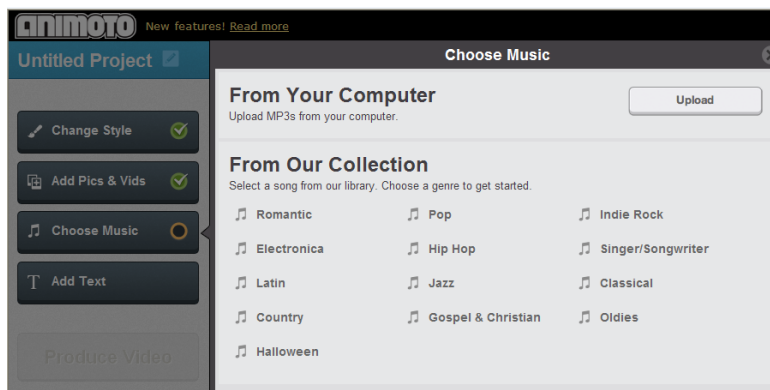
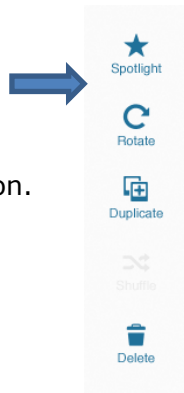


- **Step 5 -- Add Effects**

- Rotate the pictures, add spotlight effect, duplicate, shuffle, etc.

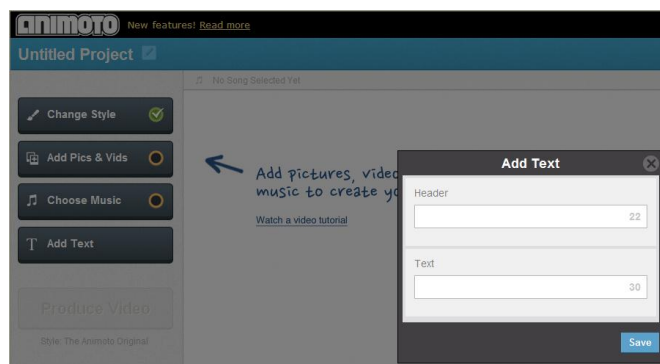
- **Step 6 -- Add Music**

- Choose music stored on your computer or from the Animoto collection.



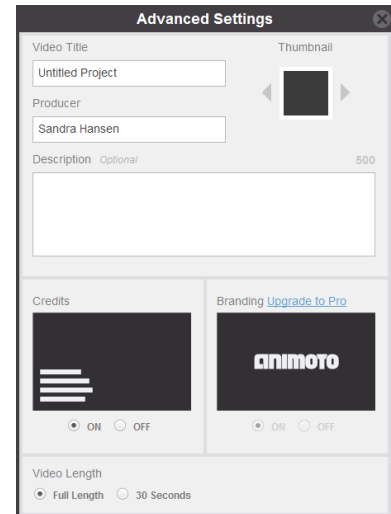
- **Step 7 -- Add Text**

- Add titles and subtitles.
- Drag the text boxes to rearrange.



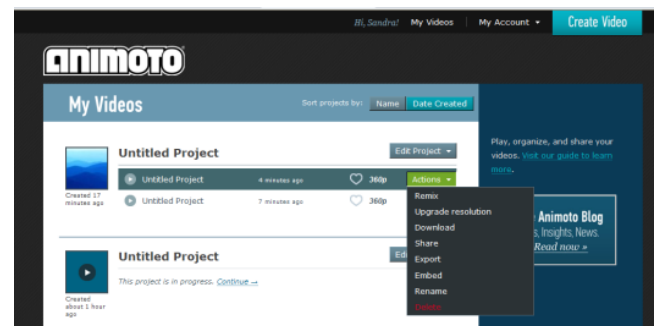
- **Step 8– Add Video Information**

- Click Advanced Settings and give your video a title, a description and author's name.
- Choose the video length and pace, also.
- Don't worry about any mistakes you make; you will be able to change them later.



- **Step 9 -- Produce Your Video**

- Your video will be rendered automatically and emailed to you when it is ready.
- Click My Videos and use the Action menu to edit your video, remix it, create a new one, or delete it.



- **Step 10 -- Share the Link**

- Click the Copy Link button and email or link to your web page.

### Share this video

Send your video via email or post it directly to social networks.



Connect your account to post this video directly to a friend's wall

#### ▼ Post to another site

For a completely unbranded sharing experience, [go Pro](#).



Facebook



MySpace



Twitter



Blogger



Posterous



WordPress



Tumblr

More Services...

#### ▼ Share the link

This link goes to this video's page on Animoto.com.

<http://animoto.com/play/VgPZcZ9Is0EcVmBhtnuGhQ>

Copy Link

#### ► Email the link

If you're having trouble sharing your videos, check our [help resources](#) for answers to common problems.